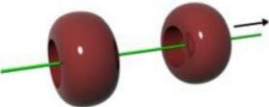
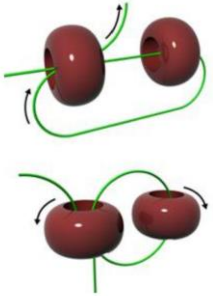

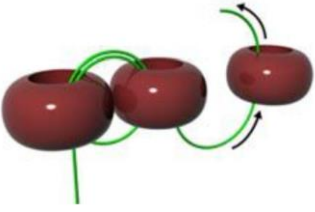



# Ladder Stitch Tutorial

## From Fire Mountain

<p>Step 1</p> 	<p>Cut a comfortable length (roughly two yards) of thread. Thread on the first two beads in your pattern.</p>
<p>Step 2</p> 	<p>Pass the thread back through the first bead strung.</p> <p>This will form a circle with the thread as well as reposition the beads so the bead holes are facing out.</p>
<p>Step 3</p> 	<p>Pass the thread back through the second bead strung.</p>
<p>Step 4</p> 	<p>Pick up the third bead in the pattern then pass the thread through the second bead strung.</p>
<p>Step 5</p> 	<p>Pass the thread back through the last bead strung.</p>